

## Modeling and Prediction LTE 4G NW According to Memory Algorithm of Long-Short Term

\*Keyan Abdul Aziz Mutlaq<sup>1</sup>, Hassanain Raheem Kareem<sup>2</sup>, Ghida Yousif Abbass<sup>3</sup>,

Submitted: 17/10/2022

Revised: 20/12/2022

Accepted: 06/01/2023

**Abstract:** With increasing of using smart phone, has run to a tense growing in internet traffic. Therefore, prediction and modeling NW turn to be very significant for monitoring NW for increasing quality of services (QoS). The novelty of designed prediction model for managing the NW intelligently. In this paper, proposed Long-Short Term Memory (LSTM) to forecast traffic as cellular. The normalization as min-max method has been implemented for scaling the NW traffic NT data. The LSTM model was evaluated by employing real standard LET NW loading that gathered from kaggle. The empirical results of LSTM model have revealed that has achieved greater accuracy, according to R metrics 98.67% at the training phase. The prediction NT was very close to the target values, this is approved the robustness of the deep learning model LSTM for handling LET traffic. Where the proposed system at unseen data (testing phase) has achieved superior performance, the correlation percentage of the LSTM model at testing phase is 97.95%. Finally, we believe that the system has ability to monitoring LET NW.

**Keywords:** Long-Short Term Memory, Deep learning, 4G NW, time series model, Prediction NW

### 1. Introduction

Internet is NWs (NW that) connect billions of Internet utilizers and hosts and carries huge (Terabytes) data across the worldwide backbone [1-3]. International Union of Telecommunication has forecasted in the beginning of 2015 that three billion utilizers will be linked to Internet [cite {report\_2014}]. Internet has a giant optical fibers infrastructure, copper wireless and wires connections which are used by packet switches for connecting an extensive end-hosts variety of a range from customary web servers, laptop computers and PCs, to a large cell phones number and devices being smaller inserted in our homes, in the surroundings around us and in cars. Furthermore, Internet is as well infrastructure which maintenances a services variety i.e., mail, web, sharing of file, radio, telephony, games, TV and video distribution, banking of many kinds and commerce and in which new applications continually are deployed and developed [4-5]. NW infrastructure is growing at a rapid pace thus; Internet has become a very complex system. Due to this NW and consistency of having an independent and smaller NW of huge number, and as well protocols which define how communication of Internet is carried out and how it is organized into layers with diverse roles. Internet is a NW of heterogeneous set that interlinked with various capacities and sizes and at various administrations. NW as thousands which

set up Internet is linked together in hierarchy being loose. The NT prediction is a significant subject which has recently received ample attention from the community of computer NW [6-8]. The NT prediction duty, one of the classic subjects in measured data based NW control is for forecasting the variation of future traffic and it can be regarded as a time sequences prediction issue. The NT several works prediction in literature review are concerned in problem solving to improve the NT effectiveness and efficiency monitoring via in advance forecasting the flow of information packet. Thus a prediction as precise traffic model must have the capability for capturing the characteristics of prominent traffic, i.e., long and short-range dependence, similarity being self [9]. More accurately in order to predict NT models, it needs on 2 chief parameters: the getting of preceding NT data and to what extent forecasting future NW with traffic process rate able to predicted for a particular error limitation. The main contribution of the proposed research is as follows:

1. Using advance artificial intelligence like deep model of learning LSTM for prediction the NT.
2. The model being suggested was tested using real Long Term Evolution (LTE)
3. The system able to be utilized nay application of real time for forecasting values of future.

### 2. Background of study

Within the collected works, first paintings hiding place website traffic site predictions for switching circuit through growing time as statistical collection fashions based totally on records of observation i.e., auto-regressive moving integrated averages (ARIMA) [11,12]. Additional, numbers of models of prediction

<sup>1</sup>University of Basrah, IT and Communication center  
keyan.alsibahi@uobasrah.edu.iq

<sup>2</sup>Physics Department, College of Education, Misan University  
hassanainraheem@uomisan.edu.iq

<sup>3</sup>University of Basrah, IT and Communication center  
ghida.yousif@uobasrah.edu.iq

are utilized to take care of packets loading traffic expect with increase time collection models primarily according to artificial expertise through the cell NW utilize [13, 14]. Time series models (TSM) number was brought to predicte momentary traffic (sec, min) by way of using deep leaning [15, 16]. A few designed the model for predicting radio frequency plans making [17]. TSM have been carried out to be expecting loading web page traffic in NW of telecommunication, within the preceding research, visitors of circuit-switching forecasting is tackled by means of manner of developing by using the usage of first rate statistical TSM primarily according to test information. Conventional TSM i.e., vehicle ARIMA anticipated momentary NW web page traffic demand, SARIMA and ARIMA being seasonal utilized for seasonal traffic prediction [18] and few utilized smoothing algorithm as exponential (holt-winters) [19,20], for coming across seasonal and method in call for traffic. The specialists have prolonged the linear model of time collection ARIMA for generalizing conditionally vehicle regressive heteroskedastic (GARCH) [21], to be expecting dependencies of lengthy-range.

Qiu et al. [22] proposed hybrid a wavelet-based deep studying framework for predicting the variety of clients associated with mobile NW. Used linear regression (arima) [23]. Presently, strengthen time collection models had been utiliz to expect cellular NT, implemented bayesian regression as linear [24], superior studying system [25], support vector regression (SVR) to expect mobile traffic[26], by using artificial neural NW (ANN) for forecasting NT [27-29]. Chen et al. [30] employed regression model to predict every day tourist traffic. Further, SVR model executed to predict toxicity evaluation [31], developing model to predict battery life [32,33], using time series model to predict chemical [34,35], in additional, TSM were applied to predict financial [36,37], and growth agricultural manufacturing with the aid of the use of the usage of prediction model [38-40].

### 3. Methodology

Formwork to developed system of intelligence to forecast 4G mobile NT is presented in Fig. 1.

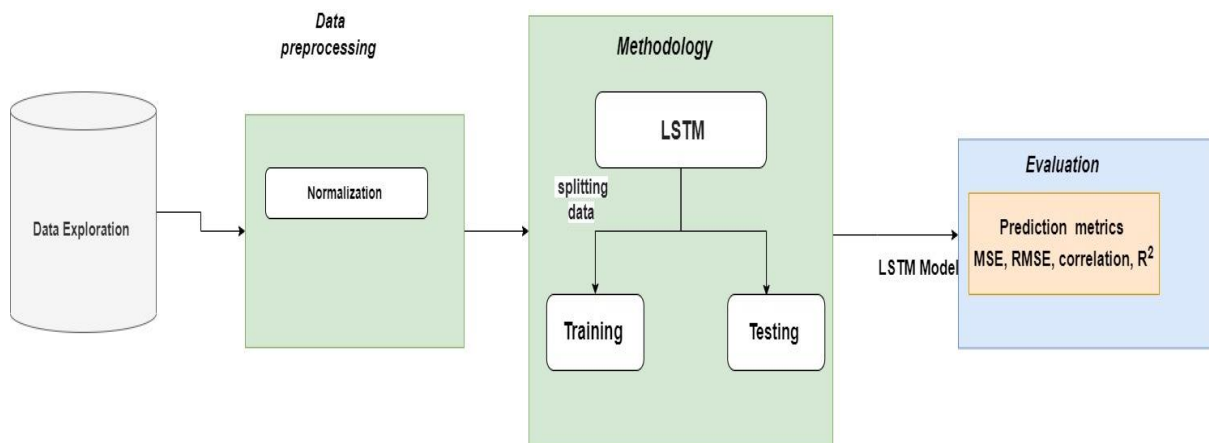


Fig. 1. Suggested system

#### 3.1 Dataset

Proposed system was evaluated using LTE 4G NW traffic, collected from Kaggle. The characterize of the 4G NW form

radio transmitter to serve the computer. The 4G data simple is presented in table 1, the dataset is available in the public link <https://www.kaggle.com/naebolo/predict-traffic-of-lte-nw>

Table 1. Training dataset

| Periods      | Simples |
|--------------|---------|
| October 2018 | 45335   |

#### 3.2 Normalization Method

Normalization of min-max method was employed for scaling the NT into format being simple, the method was scaling the data tin to [0,1].

$$z_n = \frac{x - x_{min}}{x_{max} - x_{min}} (New_{max_x} - New_{min_x}) + New_{min_x}$$

(1)

Where,

the  $x_{min}$  :the minimum of mobile NT

$x_{max}$  :maximum of mobile NT.

$New_{min_x}$  :minimum value 0 and

$New_{max_x}$  :maximum value 1.

#### 3.3 Prediction Model

LSTM model was applied to prediction mobile NT data. LSTM is kind of recurrent neural NW (RNN) used for predicting NW traffic. The LSTM is feedback connections, it is implemented in many real life applications [41-44].

$$f_t = \sigma(w_f[h_{t-1}, x_t] + b_f)$$

(2)

$$i_t = \sigma(w_i[h_{t-1}, x_t] + b_i)$$

(3)

$$\tilde{c}_t = \tanh(w_c[h_{t-1}, x_t] + b_c)$$

(3)

$$C_t = f_t * C_{t-1} + i_t * \tilde{C}_t$$

(4)

$$o_t = \sigma(w_o[h_{t-1}, x_t] + b_o)$$

(5)

$$h_t = o_t * \tanh(C_t)$$

(6)

Where:

$i_t$ : input gate

$f_t$ : foreign gate

$o_t$ : output gate

$h_t$ : hidden layer

$w_f, w_o, w_c$ : weighted neural NW

$C_t$ : internal memory cell

$b_f$  and  $b_o$ : bias of neural NW

$x_t$ : training data

The important parameters values of model of LSTM is shown in [table 2](#).

**Table 2.** Parameter LSMT values

| Parameters of LSTM algorithm |         |
|------------------------------|---------|
| Hidden layer. No             | 8       |
| Epochs No.                   | 20      |
| Number of Batch Size         | 500     |
| Iterations                   | 200     |
| Delays                       | [1,7,9] |
| Optimizer function           | Rmps    |

#### F. Model Evaluation Criteria

Performance measurement to analysis the LSTM model is used; we have applied three metrics like (MSE), (RMSE), Correlation (R) and (MAE).

$$MSE = \frac{1}{N} \sum_{k=1}^n (x_t - \bar{x}_t)^2$$

(7)

$$RMSE = \sqrt{\frac{1}{N} \sum_{k=1}^n (x_t - \bar{x}_t)^2}$$

(8)

R% =

$$\frac{n(\sum_{i=1}^n y_{i,exp} \times y_{i,pred}) - (\sum_{i=1}^n y_{i,exp})(\sum_{i=1}^n y_{i,pred})}{\sqrt{[n(\sum_{i=1}^n y_{i,exp})^2 - (\sum_{i=1}^n y_{i,exp})^2][n(\sum_{i=1}^n y_{i,pred})^2 - (\sum_{i=1}^n y_{i,pred})^2]}} \times 100$$

(9)

Where,  $x$  is NT,  $\bar{x}_t$  is prediction values and  $N$  is loading LET traffic.

#### 4. Results analysis

In this part, the empirical LSTM model results were presented for prediction LET 4G NW. The LET 4G NW dataset was collected in three moth time period. In order to format and scaling NT data employing Min-max normalization method. For validation LSTM model the 4G dataset was separated into 30% for data testing and 70 % for training.

##### 4.1 Training phase of LSTM model

Seventy % of the 4G mobile traffic dataset was utilized for training process, [Table 3](#) demonstrations the LSTM findings for prediction values. It is noted the values of prediction are so close to loading NT. The prediction LSTM values in training phase with respect o the evaluation metrics are MSE=0.021846, and RMSE=0.1478.

**Table 3.** SES-LSTM performances model in the testing phase.

| Time interval | MSE             | RMSE          | Error Mean     | R %          |
|---------------|-----------------|---------------|----------------|--------------|
| October 2018  | <b>0.021846</b> | <b>0.1478</b> | <b>0.00149</b> | <b>98.67</b> |

Figure 2 shows the output of LSTM model in train phase, the graphical represented the time series plot and error values of LSTM model from training phase.

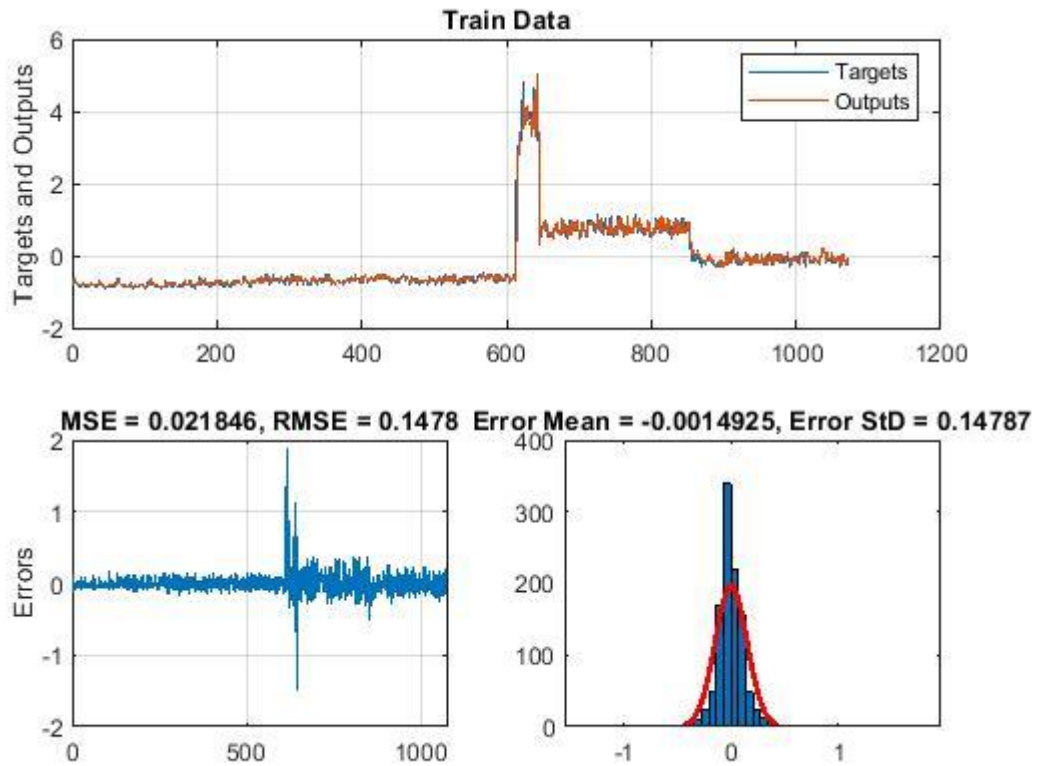


Fig. 2. Performance of LSTM model for predicting LET NT at training phase.

The regression plot of LSTM model in training phase is presented in figure 3, While the target (x-axis) traffic values represents target values of LSTM model, the LSTM output model is represented in (y-axis). It is observed that forecast

errors very less by using evaluation metrics like MSE, RMSE and R. The graphic representation I used to finding to association between the future traffic values and the values of target by employing the Pearson's correlation.

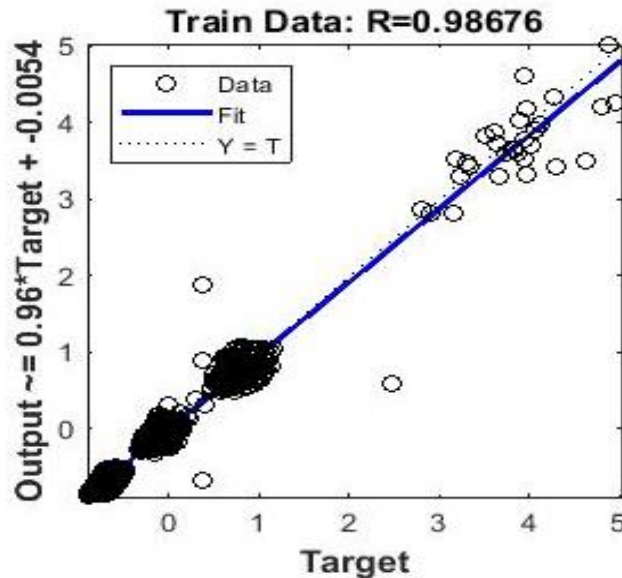


Fig. 3. Regression of LSTM mode at training phase

#### 4.2 Testing phase of LSTM Model

The testing phase is very important for validating the LSTM model, the validation phase is predicted the 4G NW data without seen the data. We have splitting 30% from data for

forecasting future NT. Table 4 summarizes the prediction values of LSTM model in testing phase, it is noted that prediction errors are very close in testing phase where MSE=0.06539.

| Time periods | MSE     | RMSE    | Error Mean | R %   |
|--------------|---------|---------|------------|-------|
| October 2018 | 0.06539 | 0.25575 | 0.0866     | 97.95 |

Figure 4 illustrates plot of time series for forecasting LSTM mode in phases of testing to predicte 4G NT. The prediction error of LSTM model in testing phase was satisfied. It is

observed that error std 0.24109. The prediction LSTM errors of the model are 0.086.

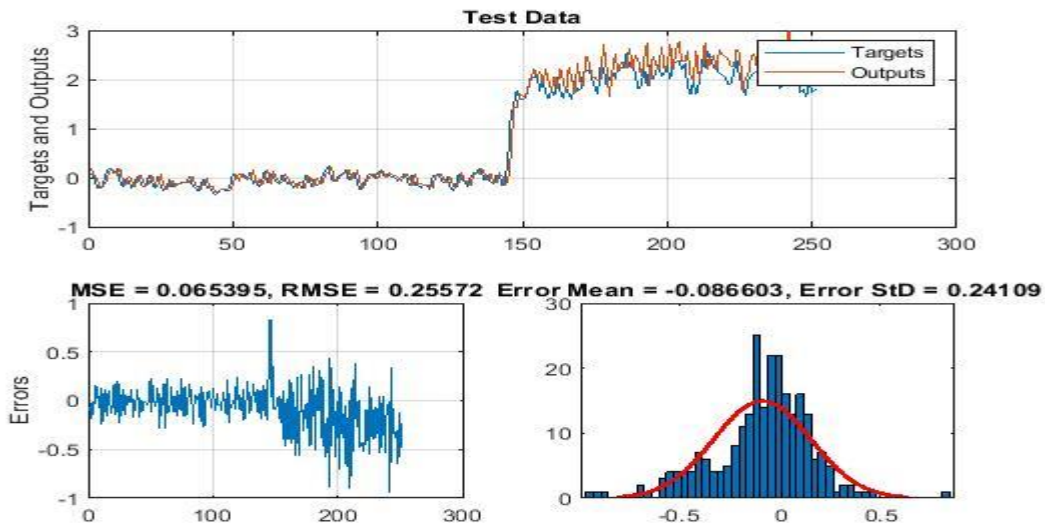


Fig. 4. LSTM model performance to prediceLET NT at phase of testing.

Fig. 5 displays the regression LSTM plot model in testing phase, where *target* (x-axis) uses to representation the target traffic values, the *output* (y-axis) prediction values.

Experiment results of LSTM model in testing phase that is revealed the efficiency of the LSTM model. It is observed that the correlation percentage is 97.95% in testing phase.

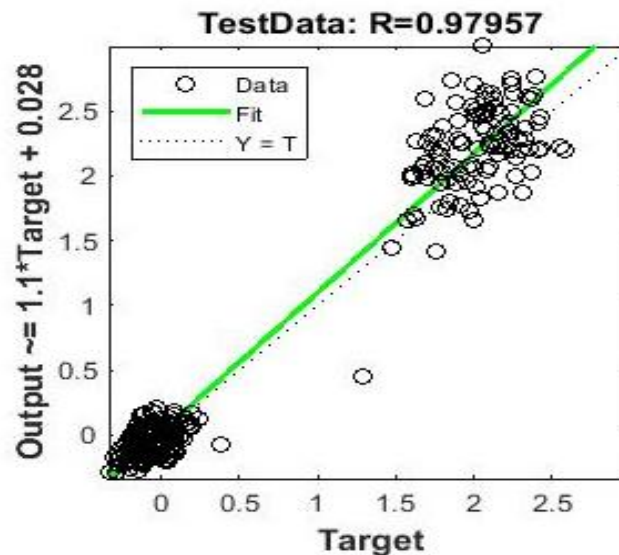


Fig. 5. Regression of LSTM mode at testing phase

## 5. Conclusion

Cellular LET 4G NW modeling and predicting play significant role for monitoring and manage the performance of mobile

NW. Therefore, modeling LET 4G NW has become a vital part for assistance telecommunication for increasing the quality of service like packet loss, bandwidth control and avoids congestion. In this research study, LSTM model is presented to forecast Cellular LET 4G NW. The proposed system is used

to measure LET 4G NW behaviours for improving the enhance Service Quality (QoS) of 4G NW by using machine intelligence to forecast future NW. Developed deep learning model like LSTM is our novelty for improving traditional system to obtain accurate forecasting values. The results of LSTM model have achieved superior forecasting results. We can trust that LSTM model can be used for any real time series applications.

## References

- [1] Ericsson. Ericsson Mobility Report; Ericsson: Stockholm, Sweden, 2018. <https://www.ericsson.com/en/mobility-report/dataforecasts/mobile-traffic-forecast>
- [2] T. H. H. Aldhyani and M. R. Joshi, "Integration of TSM with soft clustering to enhance NT forecasting," *2016 Second International Conference on Research in Computational Intelligence and Communication NW (ICRCICN)*, 2016, pp. 212-214, doi: 10.1109/ICRCICN.2016.7813658.
- [3] T. H. H. Aldhyani and M. R. Joshi, "Integration of TSM with soft clustering to enhance NT forecasting," *2016 Second International Conference on Research in Computational Intelligence and Communication NW (ICRCICN)*, 2016, pp. 212-214, doi: 10.1109/ICRCICN.2016.7813658.
- [4] NGMN. 5G White paper. In White Paper; NGMN: Frankfurt am Main, Germany, 2015.
- [5] Moysen, J.; Giupponi, L.; Manges-Bafalluy, J. A mobile NW planning tool according to data analytics. *Mob. Inf. Syst.* 2017. [CrossRef]
- [6] Toril, M.; Ferrer, R.; Pedraza, S.; Wille, V.; Escobar, J.J. Optimization of half-rate codec assignment in GERAN. *Wirel. Pers. Commun.* 2005, 34, 321–331.
- [7] Sun, H.; Liu, H.X.; Xiao, H.; He, R.R.; Ran, B. Use of local linear regression model for short-term traffic forecasting. *Transp. Res. Rec.* 2003, 1836, 143–150. [CrossRef]
- [8] Sapankevych, N.I.; Sankar, R. Time series prediction using support vector machines: A survey. *IEEE Comput. Intell. Mag.* 2009, 4, 24–38. [CrossRef]
- [9] Wang, J.; Tang, J.; Xu, Z.; Wang, Y.; Xue, G.; Zhang, X.; Yang, D. Spatiotemporal modeling and prediction in cellular NW: A big data enabled deep learning approach. In Proceedings of the IEEE INFOCOM 2017—IEEE Conference on Computer Communications, Atlanta, GA, USA, 1–4 May 2017.
- [10] Zhang, C.; Zhang, H.; Yuan, D.; Zhang, M. Citywide cellular traffic prediction according to densely linked convolutional neural NW. *IEEE Commun. Lett.* 2018, 22, 1656–1659. [CrossRef]
- [11] Zhou, B.; He, D.; Sun, Z. Traffic modeling and prediction using ARIMA/GARCH model. In *Modeling and Simulation Tools for Emerging Telecommunication NW*; Springer: Berlin/Heidelberg, Germany, 2006; pp. 101–121.
- [12] Li, R.; Zhao, Z.; Zhou, X.; Ding, G.; Chen, Y.; Wang, Z.; Zhang, H. Intelligent 5G: When cellular NW meet artificial intelligence. *IEEE Wirel. Commun.* 2017, 24, 175–183. [CrossRef]
- [13] Zhang, C.; Patras, P.; Haddadi, H. Deep learning in mobile and wireless NW: A survey. *IEEE Commun. Surv. Tutor.* 2019, 21, 2224–2287. [CrossRef]
- [14] Huang, C.W.; Chiang, C.T.; Li, Q. A study of deep learning NW on mobile traffic forecasting. In Proceedings of the IEEE 28th Annual International Symposium on Personal, Indoor, and Mobile Radio Communications (PIMRC), Montreal, QC, Canada, 8–13 October 2017; pp. 1–6.
- [15] Fang, L.; Cheng, X.; Wang, H.; Yang, L. Mobile demand forecasting via deep graph-sequence spatiotemporal modeling in cellular NW. *IEEE Internet Things J.* 2018, 5, 3091–3101. [CrossRef]
- [16] Mishra, A.R. *Fundamentals of NW Planning and Optimisation 2G/3G/4G: Evolution to 5G*, 2nd ed.; John Wiley & Sons: Hoboken, NJ, USA, 2018.
- [17] Yu, Y.; Wang, J.; Song, M.; Song, J. NT prediction and result analysis according to seasonal ARIMA and correlation coefficient. In Proceedings of the 2010 International Conference on Intelligent System Design and Engineering Application, Changsha, China, 13–14 October 2010; Volume 1, pp. 980–983.
- [18] Tikunov, D.; Nishimura, T. Traffic prediction for mobile NW using Holt-Winter's exponential smoothing. In Proceedings of the 2007 15th International Conference on Software, Telecommunications and Computer NW, Dubrovnik, Croatia, 27–29 September 2007; pp. 1–5.
- [19] Bastos, J. Forecasting the capacity of mobile NW. *Telecommun. Syst. (Springer)* 2019, 72, 231–242. [CrossRef]
- [20] Qiu, C.; Zhang, Y.; Feng, Z.; Zhang, P.; Cui, S. Spatio-Temporal Wireless Traffic Prediction with Recurrent Neural NW. *IEEE Wirel. Commun. Lett.* 2018, 7, 554–557. [Google Scholar] [CrossRef]
- [21] Dietterich, T.G. *Machine Learning for Sequential Data: A Review*; Springer: Berlin/Heidelberg, Germany, 2002. [Google Scholar]
- [22] Kinney, R.W., Jr. ARIMA and Regression in Analytical Review: An Empirical Test. *Account. Rev.* 1978, 53, 48–60. [Google Scholar]
- [23] Mitchell, T.J.; Beauchamp, J.J. Bayesian variable selection in linear regression. *J. Am. Stat. Assoc.* 1988, 83, 1023–1032. [Google Scholar] [CrossRef]
- [24] Huang, G.B.; Zhu, Q.Y.; Siew, C.K. Extreme learning machine: Theory and applications. *Neurocomputing* 2006, 70, 489. [Google Scholar] [CrossRef]
- [25] Schölkopf, B.; Smola, A.J.; Robert, C.; Williamson, R.C.; Peter, L.B. New Support Vector Algorithms. *Neural Comput.* 2000, 12, 1207–1245. [Google Scholar] [CrossRef]
- [26] Paliwal, M.; Kumar, A.U. Neural NW and statistical techniques: A review of applications. *Expert Syst. Appl.* 2009, 36, 2–17. [Google Scholar] [CrossRef]
- [27] Mandic, D.P.; Chambers, J. *Recurrent Neural NW for Prediction: Learning Algorithms, Architectures and Stability*; John Wiley & Sons, Inc.: New York, NY, USA, 2001. [Google Scholar] [CrossRef]
- [28] Greff, K.; Srivastava, K.R.K.; Koutník, J.; Steunebrink, B.R.; Schmidhuber, J. LSTM: A Search Space

- Odyssey. *IEEE Trans. Neural Netw. Learn. Syst.* **2017**, *28*, 2222–2232. [[Google Scholar](#)] [[CrossRef](#)]
- [29] Harpham, C.; Dawson, C.W.; Brown, M.R. A review of genetic algorithms applied to training radial basis function NW. *Neural Comput. Appl.* **2004**, *13*, 193. [[Google Scholar](#)] [[CrossRef](#)]
- [30] Chen, R.; Liang, C.Y.; Hong, W.C.; Gu, D.X. Forecasting holiday daily tourist flow according to seasonal support vector regression with adaptive genetic algorithm. *Appl. Soft. Comput.* **2015**, *26*, 435–443. [[Google Scholar](#)] [[CrossRef](#)]
- [31] Qiang, S.; Lu, W.; Du, D.S.; Chen, F.X.; Niu, B.; Chou, K.C. Prediction of the aquatic toxicity of aromatic compounds to tetrahymena pyriformis through support vector regression. *Oncotarget* **2017**, *8*, 49359–49369. [[Google Scholar](#)]
- [32] Wang, F.K.; Mamo, T. A hybrid model according to support vector regression and differential evolution for remaining useful lifetime prediction of lithium-ion batteries. *J. Power Sources* **2018**, *40*, 49–54. [[Google Scholar](#)] [[CrossRef](#)]
- [33] Wei, J.; Dong, G.; Chen, Z. Remaining Useful Life Prediction and State of Health Diagnosis for Lithium-Ion Batteries Using Particle Filter and Support Vector Regression. *IEEE Trans. Ind. Electron.* **2018**, *65*, 5634–5643. [[Google Scholar](#)] [[CrossRef](#)]
- [34] Golkarnarenji, G.; Naebe, M.; Badii, K.; Milani, A.S.; Jazar, R.N.; Khayyam, H. Support vector regression modelling and optimization of energy consumption in carbon fiber production line Computers. *Chem. Eng.* **2018**, *109*, 276–288. [[Google Scholar](#)]
- [35] Sivaramakrishnan, K.; Nie, J.J.; Klerk, A. Least squares-support vector regression for determining product concentrations in acid-catalyzed propylene oligomerization. *Ind. Eng. Chem. Res.* **2018**, *57*, 13156–13176. [[Google Scholar](#)] [[CrossRef](#)]
- [36] Jiang, H.; He, W.W. Grey relational grade in local support vector regression for financial time series prediction. *Expert Syst. Appl.* **2012**, *39*, 2256–2262. [[Google Scholar](#)] [[CrossRef](#)]
- [37] Peng, Y.; Albuquerque, P.H.M. The best of two worlds: Forecasting high frequency volatility for cryptocurrencies and traditional currencies with Support Vector Regression. *Expert Syst. Appl.* **2017**, *97*, 177–192. [[Google Scholar](#)] [[CrossRef](#)]
- [38] Ghorbani, M.A.; Shamshirband, S.; Haghi, D.Z.; Azani, A.; Bonakdari, H.; Ebtehaj, I. Application of firefly algorithm-based support vector machines for prediction of field capacity and permanent wilting point. *Soil Tillage Res.* **2017**, *172*, 32–38. [[Google Scholar](#)] [[CrossRef](#)]
- [39] Felipe, A.; Marco, M.; Miguel, O.; Alex, Z.; Claudio, F. A Method to Construct Fruit Maturity Color Scales according to Support Vector Machines for Regression: Application to Olives and Grape Seeds. *J. Food Eng.* **2015**, *162*, 9–17. [[Google Scholar](#)]
- [40] Bastos, J. Forecasting the capacity of mobile NW. *Telecommun. Syst. (Springer)* **2019**, *72*, 231–242. [[CrossRef](#)].
- [41] Alkahtani, H.; Aldhyani, T.H.H. Botnet Attack Detection by Using CNN-LSTM Model for Internet of Things Applications. *Secur. Commun. Netw.* **2021**, *2021*, 3806459. [[Google Scholar](#)] [[CrossRef](#)]
- [42] Min, E.; Long, J.; Liu, Q.; Cui, J.; Chen, W. TR-IDS: Anomaly-based intrusion detection through text-convolutional neural NW and random forest. *Secur. Commun. Netw.* **2018**, *2018*, 4943509. [[CrossRef](#)]
- [43] Zeng, Y.; Gu, H.; Wei, W.; Guo, Y. Deep – Full – Range: A Deep Learning Based NW Encrypted Traffic Classification and Intrusion Detection Framework. *IEEE Access* **2019**, *7*, 45182–45190. [[CrossRef](#)]
- [44] Alkahtani, H.; Aldhyani, T.; Al-Yaari, M. Adaptive anomaly detection framework model objects in