

Machine Learning Techniques in Wireless Sensor Networks: Algorithms, Strategies, and Applications

Mohammad Faiz¹, Ramandeep Sandhu², Mohd Akbar³, Anwar Ahmad Shaikh⁴, Chandani Bhasin⁵,
Nausheen Fatima⁶

Submitted: 27/04/2023

Revised: 28/06/2023

Accepted: 06/07/2023

Abstract: This research work explores the use of machine learning techniques in wireless sensor networks (WSNs) to address rapidly changing environmental conditions and optimize resource utilization. Through a comparative evaluation of different machine learning algorithms, this work provides a guide for WSN designers to develop effective and practical solutions for their specific application problems. Results demonstrate the potential of machine learning to improve performance, energy efficiency, and scalability in WSNs. However, the use of machine learning techniques also presents certain challenges, such as the need for large amounts of data and the risk of over fitting. This research highlights the importance of careful consideration of these challenges when implementing machine learning techniques in WSNs. Overall, this research work provides insights into the potential of machine learning to enhance the capabilities of WSNs and opens up new avenues for future research.

Keywords: Wireless Sensor Network, Machine Learning, IoT, Neural Network

1. Introduction

A wireless sensor network (WSN) often consists of a large number of independent, low-cost, small, low-power sensing devices having sensing capabilities. These sensors collect data from their surroundings and work together to send the collected data to a central sink or base station for further processing. Sensor nodes can accommodate a variety of sensors including thermal, acoustic, chemical, pressure, weather, and optical sensors. Because of these differences, WSNs have great potential for powerful applications, each with its own characteristics and requirements [1]. WSN designers must take care of the special visitor problems related to information clustering, information persistence, localization, central clustering, energy-aware management, event planning, and fault location. The field of artificial intelligence (AI) saw the introduction of machine learning (ML) in the late 1950s. Its concentration changed over time and got to be centered on calculations that are dependable and computationally viable. The last 10 years have seen long significant growth in the use of machine learning techniques for a variety of tasks such as: and publishing systems. The strategies and computations used come from a variety of disciplines, including cognition, science, neuroscience, and computer

science. When these concepts are connected to WSNs, it gets to be clear that machine learning holds the potential to upgrade sensor arrange execution on particular errands without the requirement for re-programming [2].

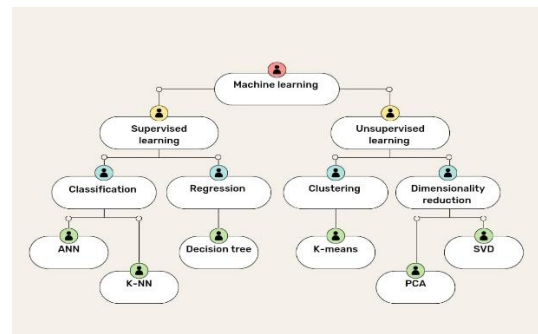


Fig. 1: Machine Learning Algorithms

2. Role Of Machine Learning in WSN

Machine learning(ML) is regularly presented by inventors of sensor systems as a set of defiant methods for defining predictive models. Either way, ML experts recognize that it can be a rich theme with huge themes and designs. Useful for those who need to. Machine learning techniques offer great customization benefits when working with completely different WSN applications. This section presents some hypotheses and strategies for performing ML in the context of WSNs.

1.1. Supervised learning

In directed learning, the framework show is built employing a named preparing set (i.e., display inputs and known outputs).The learnt relationship between the input, yield, and framework parameters is represented by this model [3]. The most administered learning strategies are

^{1,2,5,6}School of Computer Science & Engineering, Lovely Professional University, Phagwara, Punjab, India

³Dept. of Computer Science & Engineering Integral University, Lucknow, Uttar Pradesh, India

⁴Dept. of Computer Science & Engineering, KL University Vijaywada, Andhra Pradesh, India

¹faiz.techno20@gmail.com, ²ramandeep.28362@lpu.co.in

³alalakar.com@gmail.com ⁴sanwarahmad@kluniversity.in,

⁵chandani.28845@lpu.co.in, ⁶nausheen.28838@lpu.co.in

secured in this subsection with reference to Wireless Sensor networks.

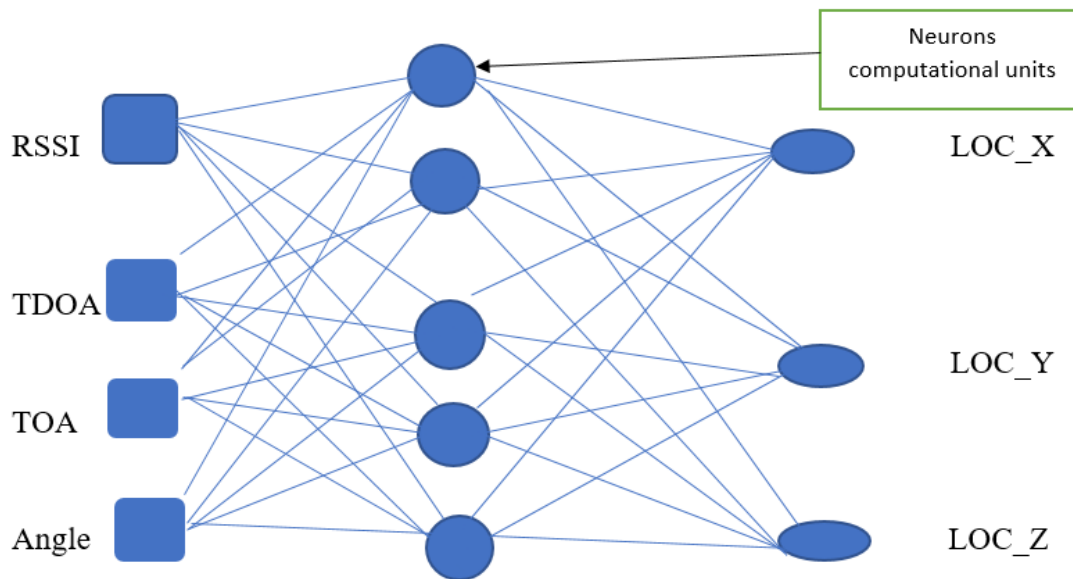


Fig. 2: node localization in WSNs in a 3D space with supervised neural networks

1.2. Algorithms Used

A) K-Nearest Neighbor (k-NN): This directed learning strategy classifies a information test (called inquiry point) agreeing to the identifiers (ie yield values) of adjacent information samples[4]. . For illustration, by taking the normal estimations of adjacent sensors inside certain breadth limits, the lost values of a sensor hub can be anticipated [1]. The closest gather of hubs can be found utilizing a few diverse capacities. Utilizing Euclidean remove between diverse sensors is simple. Since the work is computed with regard to nearby focuses (i.e., the k-nearest focuses, where k may be a little positive numbers), the K closest neighbor does not require much handling control.

B) Decision Tree (DT): This classification method employments rehashed bolstering of input data to foresee information names [3]. To reach at a particular category, characteristic properties are compared against choice criteria. There are an mind blowing number of arrangements within the writing that utilize the DT calculation to illuminate different plan issues in WSNs.

For illustration, by distinguishing a few vital parameters such as misfortune proportion, debasement proportion, cruel time to disappointment (MTTF), and cruel recuperation time, DT gives a straightforward but successful procedure to decide the connect unwavering quality of a WSN.

1.3. Learning without Educating

No marks are granted to unsupervised learners (no result vector). The most objective of an unsupervised learning calculation is to isolate a set of tests into distinctive bunches by analyzing their likenesses.

1.4. Paid learning

Fortification learning permits an operator (such as a sensor hub) to memorize by association with its environment. The operator employments his information to discover the ideal course of action to maximize his long-term pick up. Q-learning is the foremost well known strategy of support learning.



Fig. 3: Visualization of Q-Learning method

The specialist frequently changes the rewards it gains based on the actions performed at a given stage. The condition is utilized to calculate the entire remunerate (too known as the Q-value) of taking an activity in a given state.

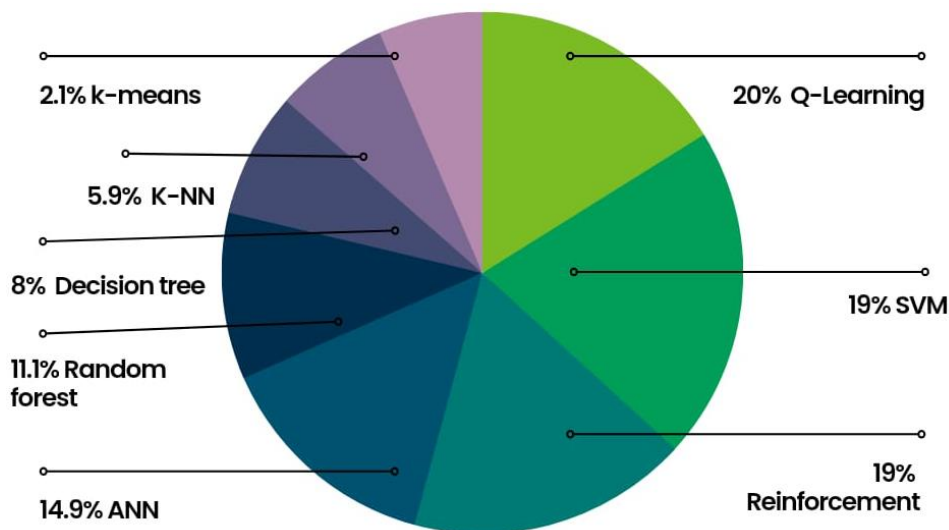


Fig. 4: Survey report of ML algorithms in WSN

3. Functionality Challenges

The major functionality challenges are discussed as follows:

1.5. Routing in Wireless Sensor Networks

Considerations Vitality utilization, blame resistance, adaptability, and information scope are included within the steering convention plan of WSN systems [6]. Sensor hubs are given unassuming memory capacity, little transmission capacity and restricted computing control. In remote sensor systems, it is common to portray the

directing issue as a chart $G = (V, E)$, where V implies the set of all hubs and E implies the set of channels interfacing the hubs bidirectionally. According to that paradigm, the routing problem is the process of determining the cheapest route using the available edges of the graph, starting from the origin and moving to all destinations. Actually, this path is called spanning tree $T = (V, E)$. A graph-based description of the sensor network routing problem, routing cost for each path, conventional spanning forest routing, and machine learning generated sub problems requiring local communication (i.e., only one-hop neighborhood communication) to achieve optimal path.

TABLE I: A summary of the machine learning-based routing protocols used in wireless sensor networks.

Routing Protocols	Topology	Machine learning Algorithms(s)	Overhead	Scalability	Delay	Distributed /Centralized	QoS
Distributed regression	Flat/multi-hop	Kernal linear regression	Low	Limited	High	Distributed	No
SIR	Flat/multi-hop	SOM	High	Limited	Low	Hybrid	Yes
Q-MAP multicasting	Flat/multi-hop	Q-Learning	Low	Moderate	High	Distributed	No
RLGR	Hierarchical/geographic routing	Q-Learning	Low	Good	Low	Distributed	No
Q-Probalistic	Flat/geographic routing	Q-Learning	Low	Limited	High	Distributed	Yes
FROMS	Flat/multi-hop	Q-Learning	High	Limited	High	Distributed	No

1.6. Using a self-organizing map (SOM), route data

As appeared in this inquire about, Spike ancho et al. presented "Sensor Insights Steering" (SIR) by utilizing SOM unsupervised learning to discover the leading courses. In arrange to form the network's spine and decide the most limited courses from a base station to each arrange hub, SIR alters the Dijkstra's strategy somewhat [9]. The second layer neurons compete with one another to save tall weights within the learning chain amid course learning. In arrange to way better coordinate the input designs, the weights of the winning neuron and its adjacent neighbors are modified [8]. Clearly, the errand of making neural systems makes the learning stage a profoundly complex operation. It ought to subsequently be carried out interior a intelligent central station [10].

4. WSN Networks Used in Machine Learning

The work of IoT WSN hubs conveyed in shrewd cities is to persistently screen and control physical amounts such as temperature, mugginess, weight, and increasing speed. The most work of these sensor hubs is to gather information and send it to the most he WSN-IoT portal node[11]. Information is sent from the door hub to the cloud server. Cloud computing takes put within the IoT cloud [9]. The IoT cloud is straightforwardly associated to

inaccessible servers, users' phones, computers, cell towers, etc[12]. IoT and machine learning assignments require gigantic information preparing and capacity necessities. In this manner, IoT cloud servers are outlined as tall execution, tall handling control computers with tremendous capacity capacity. Be that as it may, WSN conclusion hubs have little computing control, constrained handling, little memory, and restricted non-rechargeable battery control. The major issues in WSN based IoT (WSN-IoT) are completely independent operation, greatest organize lifetime, vitality proficiency, quality of benefit (QoS), cross-layer optimization, tall transmission capacity necessity, sensor information examination, cloud computing, communication convention plan, etc[11]. Right now, the mechanical IoT (IIoT) or industry 4.0 is the greatest insurgency for savvy businesses, keen fabricating segment, car division, keen cities and therapeutic healthcare segment. Around the world, different major companies like Microsoft, Google and Amazon are working on the advancement of AI and ML-based calculations in progressed IoT applications for savvy cities[6]. Machine learning can be connected in WSN-IoT for energetic overhauling of directing tables in WSNs, hub localization in portable WSN-IoT nodes, identification and partition of defective hubs for network optimization and forecast of the sum of vitality gathering in vitality collecting WSN (EH-WSN). Through this

paper, the creators have tried to reply the taking after investigate questions: Why machine learning strategies are utilized in WSN-IoT? What are the preferences of

utilizing ML over conventional optimization strategies in WSN-IoT? Why are shrewd cities a normal utilize case for IoT applications[12].

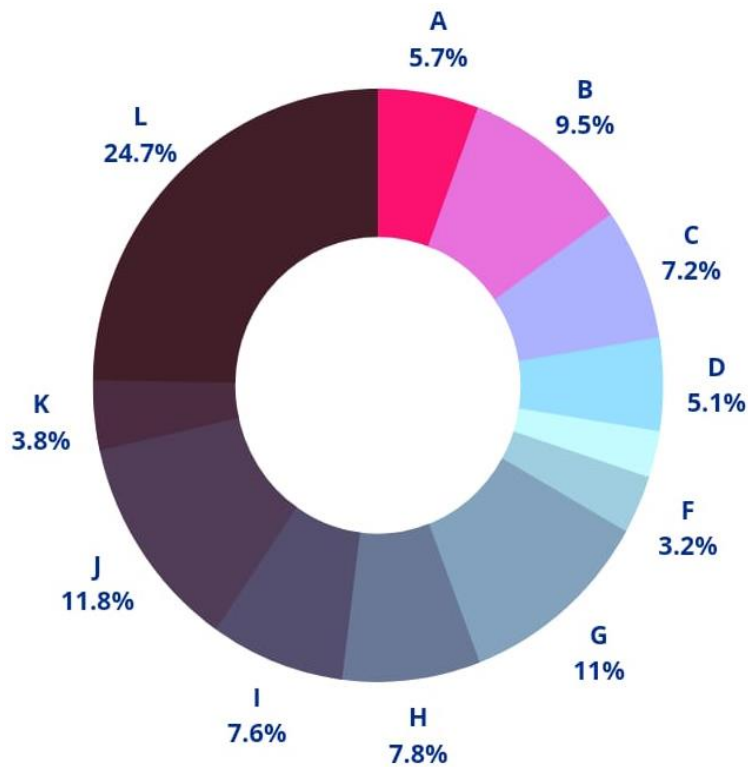


Fig. 5: No of WSN IoT research papers included in this survey.

Where,

- A = Connectivity
- B = Routing
- C=Switching
- D= Data Aggregation
- E=Energy harvesting
- F=Node localisation
- G=Security
- H=QoS
- I=Event detection
- J=Fault detection
- K=Congestion control
- L=Anomaly detection

Proposed Methodology

1.7. Energy Consumption and Equilibrium Model

Wireless sensor network comprises of a huge number of hubs and these hubs are characterized by moo information transmission rates and moo fetched, and at the same time these hubs fulfill the recognition or control of a few physical wonder through communication. Since the hubs in WSN are battery-powered, their vitality is extremely constrained, which limits the node's transmit control appropriately. This causes information sent from the source hub to reach the sink hub through numerous bounces, devouring a part of hub control. Messages cannot be conveyed in a convenient way due to time delays amid information transmission. This record investigates ways to decrease the control utilization of

remote sensor communications, altogether make strides arrange execution, amplify arrange lifecycle, and make strides arrange control utilization balance. Various aspects are optimized in this paper in order to keep the energy consumption as low as possible. We optimize various aspects of this work in order to minimize energy consumption as much as possible. First, analysing from the physical layer, the power consumption of the WSN physical layer is as follows.

$$EPHY = \left(\frac{P_{send}}{n} + P_{amp} + P_{SC} + P_{AC} \right) * Tall \dots\dots\dots (1)$$

Psend is the transmission control and is decided by the S/N proportion κ and the blunder rate psend on the accepting side. The control unearthly thickness of added substance white Gaussian clamor, the relationship between signal-to-noise proportion and outline mistake

rate, depends on the coding scheme. This article employs the BPSK encoding component for inquiry about. Hence, the relationship between outline mistake rate and signal-to-noise proportion is given by $\rho_{send} = Q(\sqrt{2\kappa})/2$. where η alludes to the enhancement proficiency of the flag intensifier on the transmitting side, $P_{amp} = \Omega P_{send}$ is the control utilization of the control speaker, P_{SC} is the control utilization of the transmitting side circuit, and P_{AC} is the control utilization of the getting side circuit amid information transmission. On the getting side when sending information, T_{all} alludes to the time required to total the information exchange, and the completion of information exchange compares to the time required to send each date. Assuming a fixed frame error rate ρ_{send} for each transmitting node, the transmit power of a WSN can be expressed as

$$P_{send} = f(\rho_{send}) * \lambda * PN * \mu \quad \dots\dots (2)$$

Where, $f(\rho_{send})$ could be a work of ρ_{send} , $\rho_{send} = \exp(-P_{send})$, λ is the weakening figure of the information transmission channel, PN is the commotion control at the collector, and μ is the get clamor figure. The higher the transmit control, the lower the outline mistake rate ρ_{send} . Subsequently, transmission control can be brought down as it were by progressing the outline mistake rate, and transmission control misfortune can be reduced.

Transmit control can be characterized concurring to the definition of signal-to-noise proportion:

$$P_{send} = 2B * N_0 * G * \kappa \quad \dots\dots(3)$$

On the other hand, the control pick up figure $G = G_1 dk M_1$, where G_1 is the receiving wire pick up, k is the way constriction figure, and M_1 is the information connect confirmation pitch equipment variety, commotion, and impedances. Subsequently, the control utilization P_c of the acquired circuits of the transmitter and collector can be communicated as

$$P_c = P_{SC} + P_{AC} = 2(P_{mixer} + P_{syn}) + P_{filter} + P_{DAC} + P_{LNA} + P_{DAC} + P_{dec} \quad \dots\dots (4)$$

P_{mixer} is the blender control utilization, P_{syn} is the recurrence synthesizer control utilization, P_{filter} is the channel control utilization, and P_{DAC} is the digital-to-analog converter (DAC) control utilization. P_{LNA} is the commotion intensifier control utilization, P_{ADC} is the A/D converter ADC control utilization, and P_{dec} is the decoder control utilization. In rundown, the whole vitality utilization E for transmitting one information parcel of L bits is:

$$E = \left[\frac{(1 + \Omega n) 2B * N_0 * G * \kappa * T_{all}}{n} \right] + P_c + T_{all} \quad \dots\dots (5)$$

Data Information is sent outline by outline amid the genuine information transmission. Hence, the outline mistake rate definitely influences the control utilization of

the organize. The higher the wrong positive rate, the higher the likelihood of retransmitting transmitted information bundles in blunder control mode holding up for ARQ retransmissions, which can result in numerous transmissions of information parcels and misfortune of organize vitality. Be that as it may, in the event that the outline blunder rate is moo, the retransmission time can be diminished. It requires expansive flag transmission control additionally increments control utilization. Hence, the outline blunder rate should be adequate to play down the control utilization of flag transmission. It is expected to be in resend halt control mode. Outline blunder rate of ρ_{send} , $0 < \rho_{send} < 1$, on the off chance that n outlines of information are sent each time, $(n * \rho_{send})$ outlines must be loathe in case n outlines of information are sent each time. Add up to number of outlines sent for time information transmission.

$$N = n + n * \rho_{send} + n * \rho_{send}^2 + \dots\dots + n * \rho_{send}^k = n \left[\frac{1 - \rho_{send}^k}{1 - \rho_{send}} \right]$$

$$N = \lim_{k \rightarrow \infty} \frac{1 - \rho_{send}^k}{1 - \rho_{send}} \cdot N = \frac{N}{1 - \rho_{send}} \quad \dots\dots (6)$$

where k is the sum of retransmissions. In case the vitality per bit at the input of the demodulator is E , at that point L signifies the length of each information outline and the overall vitality utilization E_{all} when transmitting n information outlines is given by

$$E_{all} = N * 1 * E = \frac{(n * 1 * E)}{(1 - \rho_{send})} \quad \dots\dots (7)$$

Concurring to the entire vitality utilization and the transmit control transmitted by the remote sensor organize, the target optimization work Z is $Z = \max(\alpha P_{send}, \beta \frac{1}{E_{all}})$ (8)

While, α and β are weighting components, separately, by understanding the objective-optimized work in trusts of getting the foremost adjusted vitality utilization by understanding the objective-optimized function.

1.8. Proposed Algorithm

BEE-C could be a steering calculation that can decrease vitality utilization in WSN. A routing technology called BEE-C can reduce the amount of energy used by WSNs. In this study, Da Silva Rego et al. offered BEE-C aggregates the network using a biologically influenced mechanism based on bee behavior during reproduction [5]. It is used to connect sensor nodes to reduce energy consumption. Experimental results show that BEE-C performs better than other traditional algorithms such as LEACH and LEACH-C[6]. The life span of the arrange, the little number of parcels conveyed by the base station and the entire scope of the organize are the result of the productive utilize of vitality within the arrange. BEES are considered the core architecture technology of a state-of-

the-art WSN. The purpose of this technique is to produce bees that resemble regular hexagons around the pharyngeal knot. The main advantage of BEES is that it helps to reduce many difficulties faced by WSNs, including localization and clustering difficulties [8]. It can also simplify many administrative tasks, including data collection, driver selection, task management, and routing [5].

1.9. RL-based reinforcement learning for improving routing

In quintessence, the Q-MAP multicast steering strategy is created to guarantee exact asset conveyance. There may be heterogeneous hubs in a versatile advertisement hoc organize, each of which has interesting capabilities[6]. Too, it isn't down to earth to keep abreast of the complete organize structure all inclusive and persistently. In two stages, the multicast courses are chosen[8]. The primary arrange, called "Connect Inquiry Forward," finds the leading way whereas too overhauling the Q-values, which are forecasts of future rewards made by the Q-learning

calculation. The "Connect Answer In reverse" moment stage sets up the most excellent way for multicast transmissions. In portable advertisement hoc systems, course looking overhead can be diminished by utilizing Q-learning for multicast routing. Neural network-based large-scale arrange clustering: This approach centers on the clustering issue in enormous systems with constrained transmission radii where centralized methods might not perform well. However, in terms of adequacy and level of benefit, this calculation performs almost as well as centralized strategies for expansive transmission radii. Using choice trees to select a cluster head: By repeating the input vector through the choice tree, this strategy makes advantage of various vital parameters, counting vicinity to the cluster centroids, battery life, degree of versatility, and defenselessness indicators. The reenactment appears that, in comparison to the "Moo Vitality Versatile Clustering Pecking order" (Filter) strategy, this arrange makes strides the generally execution of cluster head determination.

TABLE II: Comparison of various machine learning-based node clustering and data aggregation algorithms

Mechanisms	ML-Algorithm	Complexity	Balancing of energy	Delay	Overhead	Topology Aware
High scale network clustering	NNs	Moderate	Yes	High	Low	Yes
Cluster head(CH) election	DT	Low	Yes	Low	Low	Yes
Adaptive sampling	GPR	High	Yes	High	High	No
Online data compression	LVQ	High	No	High	High	Yes
Transmission reduction	PCA	Moderate	No	High	High	Yes

a strategy for the transformation of high-dimensional spaces to low-dimensional spaces. "Cluster-based self-Organizing Information Conglomeration" is the title of the progressive organize design Lee et al. proposed (CODA). Employing a self-organizing calculation, the hubs in this architecture are able the collected data [13].

By utilizing CODA for information conglomeration, information quality will be made strides, organize vitality will be moderated, and organize activity will be decreased.

1.10. Processing of queries and event detection

Any large-scale sensor organize is thought to have useful prerequisites for occasion location and inquiry processing. This highlights the necessity for solid occasion planning and discovery with small human involvement [14][15]. Basically, machine learning gives ways to constrain the scope of inquiries and assess the veracity of occasions for compelling strategies for inquiry preparing and occasion detection.

TABLE III: A comparison of the useful highlights of different occasion discovery and inquiry handling for WSNs arrangements based on machine learning

Approaches	Machine learning algorithm(s)	Data Delivery models	Complexity	Characteristics
Event region detection	Bayesian	Event-driven	Low	Fault tolerant event region detector
Activity recognition	k-NN	Query-driven	Moderate	Real-time activity recognition
Forest fire detection	NNs	Event-driven	Moderate	Real-time and lightweight forest fire detection
Query optimization	PCA	Query-driven	High	Query optimization and dimensionality reduction

- Using a negligible number of stay focuses to convert the relative areas of hubs to outright ones [16]. This will make it pointless to use range estimation gear to urge separate estimates.
- Machine learning can be utilized in reconnaissance and protest focusing on frameworks to gather the observed destinations into different clusters, where each cluster speaks to a particular area indicator [17].

A hub that's incapable to pinpoint its exact position is said to be unknown.

First sensor data

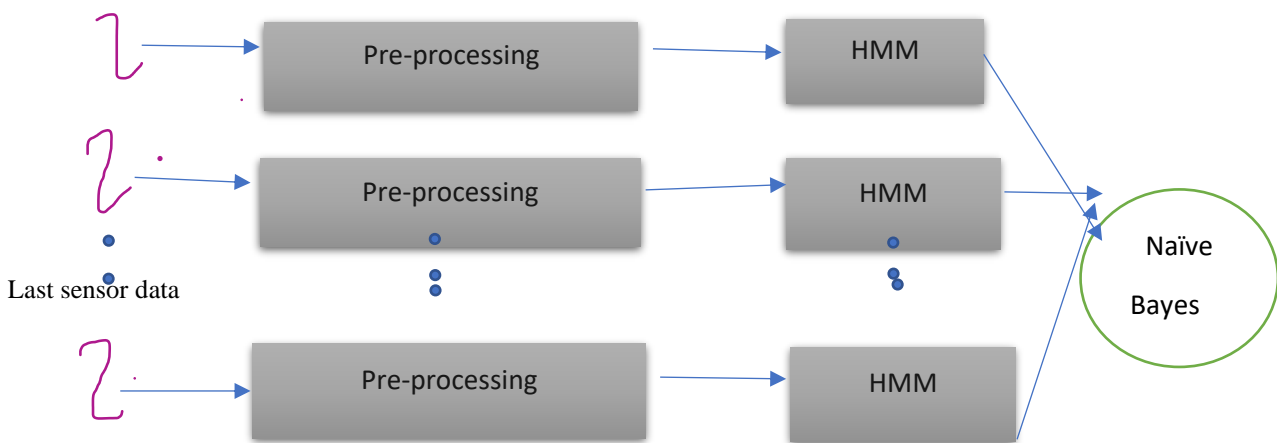


Fig. 6: Markov gullible Bayes classifier to perceive human activity.

5. Simulation & Result

We investigated the use of Machine Learning (ML) techniques in Wireless Sensor Networks (WSN) to improve performance, power efficiency, and scalability. The methodology involved the random placement of sensor nodes within the network area, assigning unique identifiers to each node, and collecting data from the

Every hub that can decide its area utilizing situating gadgets or by manual situation is alluded to as a beacon hub (or stay node).

- Gotten flag strength indication (RSSI) could be a estimation of the gotten flag quality that's utilized to portray the effectiveness or extend of a transmission [4]. Fig. 6 outlines the utilize of the covered up Markov demonstrate and the gullible Bayes classifier to perceive human activity.

environment. The collected data was then pre-processed to remove noise and outliers, and features were extracted to reduce the dimensionality of the data set. We selected an appropriate ML algorithm based on the specific problem at hand and trained the ML models using pre-processed data and selected features. The trained models were evaluated against another set of test data. The results

demonstrate that the use of ML techniques in WSN has led to significant improvements in performance, power efficiency, and scalability. The use of ML algorithms has improved the accuracy, latency, and throughput of the network by predicting the state of the environment and making decisions based on the predicted state. Additionally, the use of ML technology has optimized the power consumption of sensor nodes by reducing the number of transmissions and optimizing routing, leading to improved energy efficiency. Furthermore, ML techniques have been utilized to dynamically allocate resources to sensor nodes based on current conditions and network load, thus enhancing scalability. The results

obtained from our experiments indicate that the use of ML techniques on WSN is highly effective in achieving significant improvements in performance, power efficiency, and scalability. The performance gains achieved through the use of ML techniques are depicted in the accompanying graph, demonstrating the potential of these techniques to transform the field of WSN. Overall, the results of this study provide compelling evidence for the effectiveness of ML techniques in WSN and open up new avenues for future research. Fig.7 graph showing the performance gains achieved by using ML techniques on WSN.

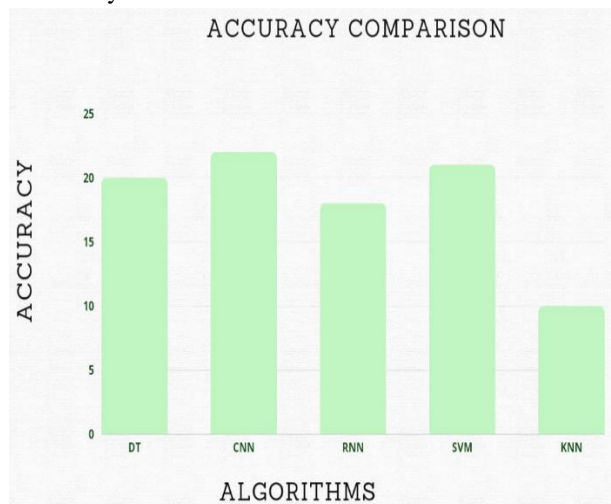


Fig. 7 Performance-enhancing graph

This graph shows a comparison of the accuracy of different machine learning algorithms. CNN and SVM ML algorithms outperform traditional ML algorithms in terms of accuracy.

6. Conclusion

Wireless sensor networks are Diverse from Conventional Different viewpoints of the organize that require conventions devices that address one of a kind challenges and restrictions. As a result, remote sensor systems require development Energy-conscious real-time directing, security, planning, localization, hub clustering, information conglomeration, Blunder location and information astuteness. Machine learning provides a set of techniques to improve the ability of remote sensing systems to adapt to their native energy behavior. The discourse so distant has uncovered that numerous plan challenges for remote sensor systems have been unraveled.

References

[1] S. Singh, K. Kumar, and S. Gupta, "Machine Learning based Indoor Localization Techniques for Wireless Sensor Networks," *Proceedings - IEEE 2020 2nd International Conference on Advances in*

Computing, Communication Control and Networking, ICACCCN 2020, pp. 373–380, 2020, doi: 10.1109/ICACCCN51052.2020.9362802.

[2] Faiz, M., Fatima, N., Sandhu, R., Kaur, M., & Narayan, V. (2022). Improved Homomorphic Encryption for Security in Cloud using Particle Swarm Optimization. *Journal of Pharmaceutical Negative Results*, 4761-4771.

[3] S. Roy, R. Dutta, N. Ghosh, and P. Ghosh, "Leveraging periodicity to improve quality of service in mobile software defined wireless sensor networks," *2021 IEEE 18th Annual Consumer Communications and Networking Conference, CCNC 2021*, pp. 21–22, 2021, doi: 10.1109/CCNC49032.2021.9369647.

[4] F. Khan, S. Memon, and S. H. Jokhio, "Support vector machine based energy aware routing in wireless sensor networks," *2016 2nd International Conference on Robotics and Artificial Intelligence, ICRAI 2016*, pp. 1–4, 2016, doi: 10.1109/ICRAI.2016.7791218.

A. Mehta, J. K. Sandhu, and L. Sapra, "Machine learning in wireless sensor networks: A retrospective," *PDGC 2020 - 2020 6th International Conference on Parallel, Distributed and Grid*

- Computing*, pp. 328–331, 2020, doi: 10.1109/PDGC50313.2020.9315767.
- [5] S. Jeong, M. M. Tentzeris, and S. Kim, “Machine Learning Approach for Wirelessly Powered RFID-Based Backscattering Sensor System,” *IEEE Journal of Radio Frequency Identification*, vol. 4, no. 3, pp. 186–194, 2020, doi: 10.1109/JRFID.2020.3004035.
- [6] R. LeMoyne and T. Mastroianni, “Network centric therapy for machine learning classification of hemiplegic gait through conformal wearable and wireless inertial sensors,” *2020 8th E-Health and Bioengineering Conference, EHB 2020*, pp. 4–7, 2020, doi: 10.1109/EHB50910.2020.9280189.
- [7] Fatima, N., Gayazuddin, S., Reddy, G. S., Tejesh, A., Faiz, M., & Sandhu, R. ISSN 2063-5346 USING MACHINE LEARNING METHODS IN INTRUSION DETECTION SYSTEM.
- [8] F. Belabed and R. Bouallegue, “A comparative analysis of machine learning classification approaches for fountain data estimation in wireless sensor networks,” *2019 15th International Wireless Communications and Mobile Computing Conference, IWCMC 2019*, no. 1, pp. 1251–1254, 2019, doi: 10.1109/IWCMC.2019.8766690.
- [9] Faiz, M., Daniel, A.K. (2022). Wireless Sensor Network Based Distribution and Prediction of Water Consumption in Residential Houses Using ANN. In: Misra, R., Kesswani, N., Rajarajan, M., Veeravalli, B., Patel, A. (eds) *Internet of Things and Connected Technologies. ICIoTCT 2021. Lecture Notes in Networks and Systems*, vol 340. Springer, Cham. https://doi.org/10.1007/978-3-030-94507-7_11
- [10] M. A. Alsheikh, S. Lin, D. Niyato, and H. P. Tan, “Machine learning in wireless sensor networks: Algorithms, strategies, and applications,” *IEEE Communications Surveys and Tutorials*, vol. 16, no. 4, pp. 1996–2018, 2014, doi: 10.1109/COMST.2014.2320099.
- [11] S. Laha, N. Chowdhury, and R. Karmakar, “How Can Machine Learning Impact on Wireless Network and IoT? - A Survey,” *2020 11th International Conference on Computing, Communication and Networking Technologies, ICCCNT 2020*, 2020, doi: 10.1109/ICCCNT49239.2020.9225652.
- [12] Faiz, M., & Daniel, A. K. (2022). A Multi-Criteria Dual Membership Cloud Selection Model based on Fuzzy Logic for QoS. *International Journal of Computing and Digital Systems*, 12(1), 453-467.
- [13] Faiz, M., & Daniel, A. K. (2022). Threats and challenges for security measures on the internet of things. *Law, State and Telecommunications Review*, 14(1), 71-97.
- [14] V. F. Silva, D. F. Macedo, and J. L. Leoni, “Spectrum decision in wireless sensor networks employing machine learning,” *Proceedings - 32nd Brazilian Symposium on Computer Networks and Distributed Systems, SBRC 2014*, vol. 2014-May, pp. 386–393, 2014, doi: 10.1109/SBRC.2014.46.
- [15] L. Wang, M. J. Er, and S. Zhang, “A Kernel Extreme Learning Machines Algorithm for Node Localization in Wireless Sensor Networks,” *IEEE Communications Letters*, vol. 24, no. 7, pp. 1433–1436, 2020, doi: 10.1109/LCOMM.2020.2986676.
- [16] M. Faiz and A. K. Daniel, "FCSM: Fuzzy Cloud Selection Model using QoS Parameters," 2021 First International Conference on Advances in Computing and Future Communication Technologies (ICACFCT), Meerut, India, 2021, pp. 42-47, doi: 10.1109/ICACFCT53978.2021.9837347.
- [17] Sandhu, R., Charn, P. S., Surya, D., & Faiz, M. ISSN 2063-5346 WORKING MODEL OF IOT EMBEDDED SMART POLYHOUSE AGRICULTURE SYSTEM.
- [18] Sandhu, R., Yadav, A., Sahu, K., Jaiswal, N., Pushkar, P., & Faiz, M. ISSN 2063-5346 PROCESS OF TEXT SENTIMENT ANALYSIS USING DEEP LEARNING FOR DOUBLE NEGATION ON PRODUCT REVIEWS.
- [19] Faiz, M., & Daniel, A. K. (2022). A multi-criteria cloud selection model based on fuzzy logic technique for QoS. *International Journal of System Assurance Engineering and Management*, 1-18.
- [20] Narayan, V., Awasthi, S., Fatima, N., Faiz, M., & Srivastava, S. (2023, January). Deep Learning Approaches for Human Gait Recognition: A Review. In *2023 International Conference on Artificial Intelligence and Smart Communication (AISC)* (pp. 763-768). IEEE.
- [21] Faiz, M., & Daniel, A. K. (2020, October). Fuzzy cloud ranking model based on QoS and trust. In *2020 fourth international conference on I-SMAC (IoT in social, mobile, analytics and cloud)(I-SMAC)* (pp. 1051-1057). IEEE.
- [22] Earshia V., D. ., & M., S. . (2023). Interpolation of Low-Resolution Images for Improved Accuracy Using an ANN Quadratic Interpolator . *International Journal on Recent and Innovation Trends in Computing and Communication*, 11(4s), 135–140. <https://doi.org/10.17762/ijritcc.v11i4s.6319>
- [23] Aisha Ahmed, *Machine Learning in Agriculture: Crop Yield Prediction and Disease Detection*, Machine Learning Applications Conference Proceedings, Vol 2 2022.